



**MAHIDOL
UNIVERSITY**
Window of the East



KYUSHU UNIVERSITY

TEMDEC
Telemedicine Development Centre of Asia

TRAINING EXPERIENCES IN KYUSHU UNIVERSITY HOSPITAL

3 March – 3 April 2017

Sutinar Paripunnapok and Tinna Vorawattanakul
Medical Educational Technology students,
Siriraj hospital, Mahidol university

KYUSHU UNIVERSITY HOSPITAL



Fukuoka, Japan

- ▶ Telemedicine Development Center of Asia (TEMDEC)
- ▶ Department of Surgery1



EXPERIENCES IN KYUSHU UNIVERSITY HOSPITAL



- ▶ Telemedicine Development Center of Asia (TEMDEC)
 - Learning how to connect and solve any problems
 - Connection Test
 - Making Instruction movie for Teleconference

TEMDEC



MAKING THE INSTRUCTION MOVIE



EXPERIENCES IN KYUSHU UNIVERSITY HOSPITAL



- ▶ Department of Surgery1
 - Taking biopsy photos for medical report
 - Picking up biopsy to department of pathology
 - Learning how to suture
 - Making medical Illustration

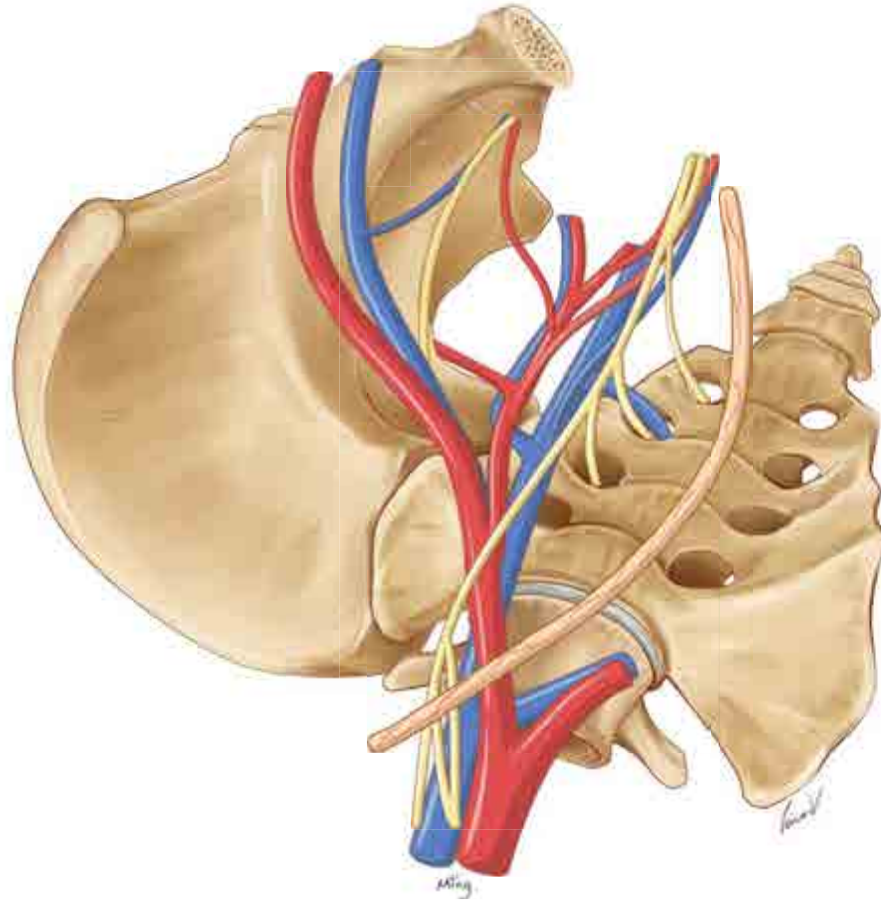
OPERATION ROOM



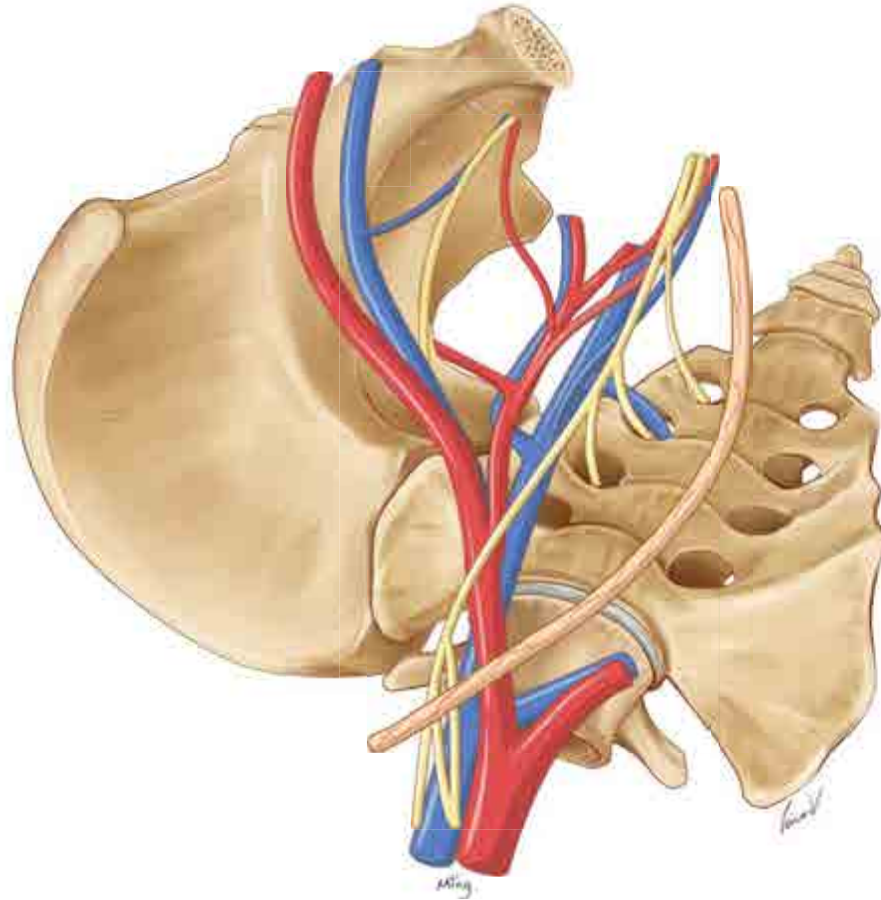


Learning in
Operation Room

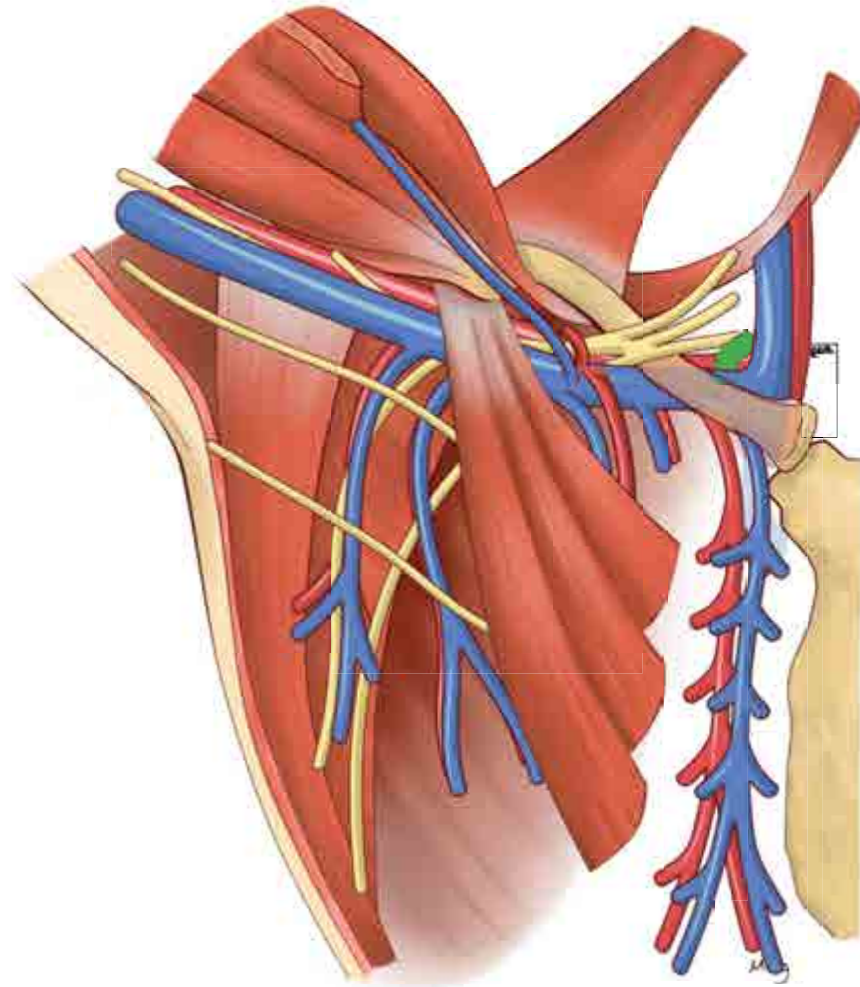
MEDICAL ILLUSTRATION



MEDICAL ILLUSTRATION



MEDICAL ILLUSTRATION



HOSPITAL TOUR



Department of
Radiology



Department of
Pharmacy



Administrative Office



THANK YOU

A decorative graphic at the bottom of the slide consists of two overlapping, pointed shapes. The upper shape is a bright lime green, and the lower shape is a vibrant blue. Both shapes have a white outline and a slight gradient, giving them a three-dimensional appearance. They are positioned against the dark blue background of the slide.