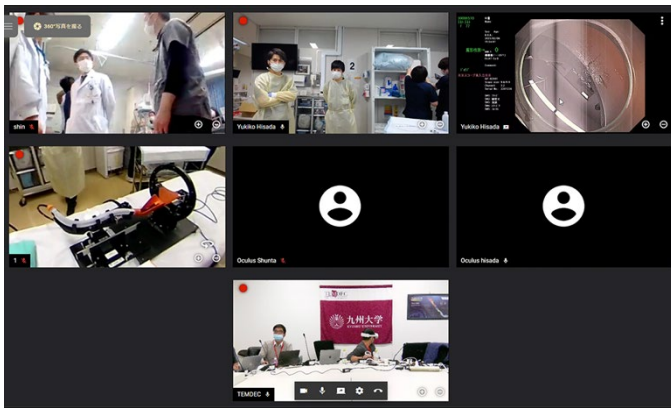


【 Connecting institutions 】

Kyushu University Hospital (Japan)

【 Comments 】

Endoscopy live demonstration using the 360-degree camera was conducted for foreign engineers invited by Sakura Science program. Participants used VR goggles or a dedicated application to watch and enjoy the 360-degree images via YouTube. This was the first demonstration using the 360-degree camera at Kyushu University Hospital, and many doctors, nurses, and others observed the event. The result raised expectations for future development.



Monitor shows connected sites

Picture taken at: Kyushu University Hospital



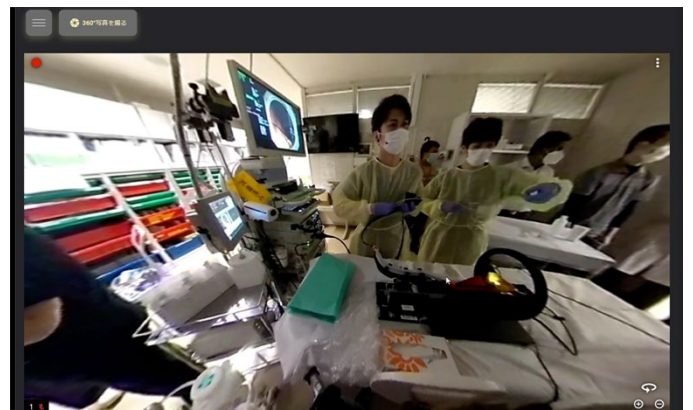
Preliminary Explanation of VR Endoscopy Live Demonstration

Picture taken at: Kyushu University Hospital



Preparation for Endoscopy Demonstration

Picture taken at: Kyushu University Hospital




360° camera images

Picture taken at: Kyushu University Hospital



Participation with a VR headset

Picture taken at: Kyushu University Hospital



Engineers establish a connection behind the venue

Picture taken at: Kyushu University Hospital