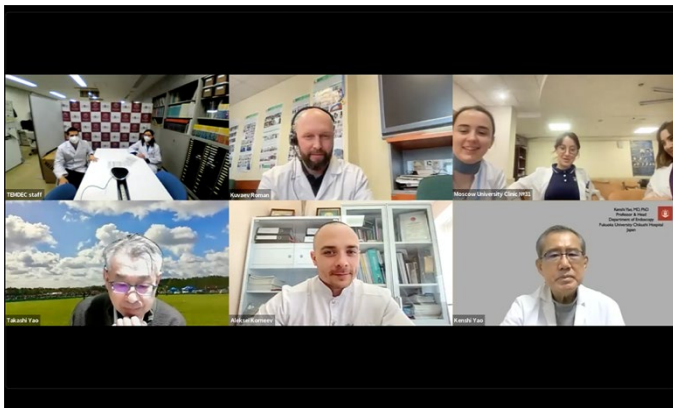


【 Connecting institutions 】

Kyushu U H (Japan), Yaroslavl Regional Cancer H (Russian Federation), Simferopol Expert Endoscopy Center (Ukraine), City Clinical H No. 1 named after N. I. Pirogov (Russian Federation), Fukuoka U Chikushi H (Japan), Juntendo U (Japan), Kindai U (Japan), Almazov National Medical Research Centre (Russian Federation), Lobachevsky K+31 Clinic (Russian Federation), Ashgabet First Aid H and Emergency Centers (Turkmenistan), Kyushu Medical Center (Japan)

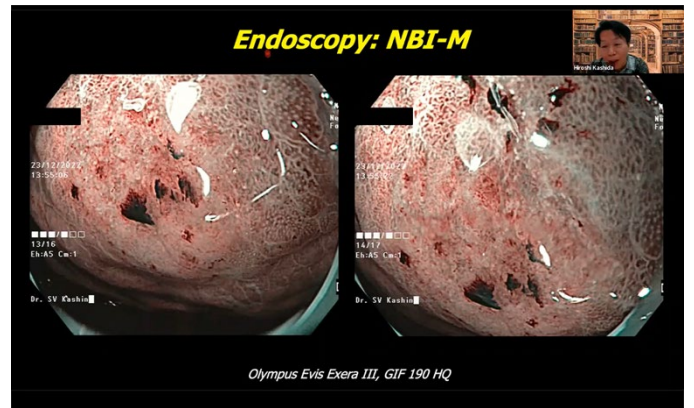
【 Comments 】

The 17th Endoscopy Teleconference with Russia was devoted to the differential diagnosis of gastric lesions. Two clinical cases of patients with minute gastric lesions were presented; endoscopic findings, histological characteristics, and management plan were discussed with all participants and faculty experts. Interesting questions were asked by presenters, important recommendations were given by the experts.



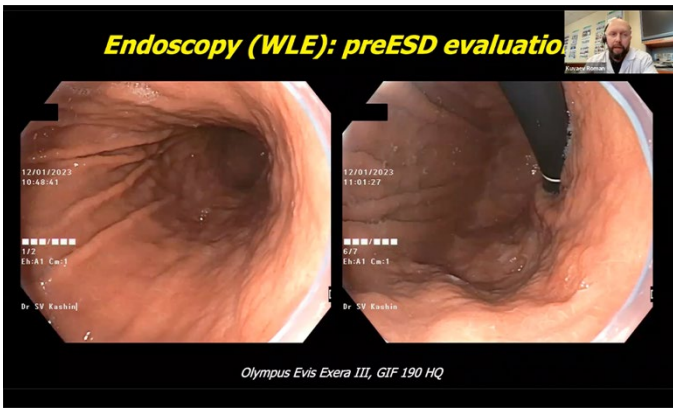
Monitor shows connected sites

Picture taken at: Kyushu University Hospital



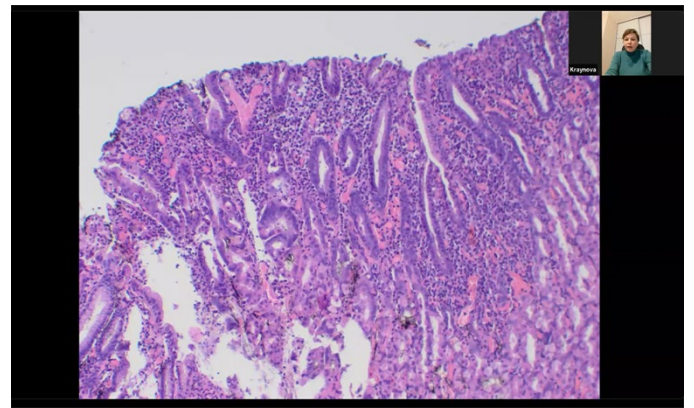
A presentation slid

Picture taken at: Kyushu University Hospital



A presentation slide

Picture taken at: Kyushu University Hospital



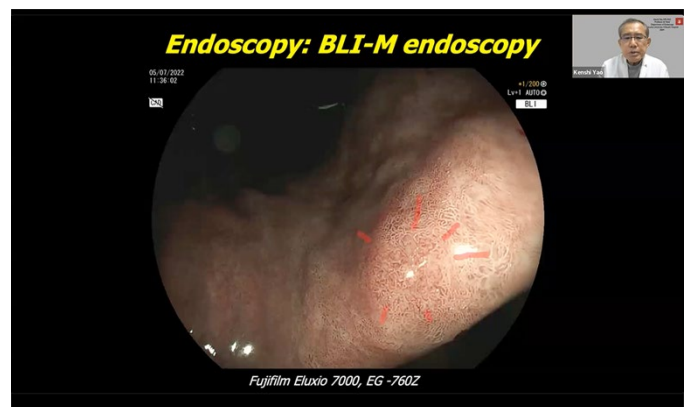
A presentation slide

Picture taken at: Kyushu University Hospital



Monitor shows connected sites

Picture taken at: Kyushu University Hospital



A presentation slide

Picture taken at: Kyushu University Hospital