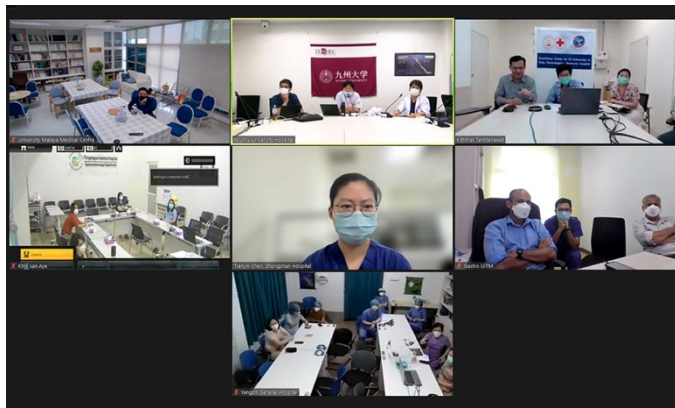


【 Connecting institutions 】

Kyushu U H (Japan), Chulalongkorn U (Thailand), U of Malaya (Malaysia), U of Indonesia (Indonesia), Cho Ray H (Vietnam), Fudan U Zhongshan H (China), Peking Union Medical College H (China), Thingangyun Sanpya General H (Myanmar), Yangon General H (Myanmar), Mandalay General H (Myanmar), National Taiwan U (Taiwan), MARA U of Technology (Malaysia), U of Nigeria Teaching H (Nigeria), U of Medicine 1, Yangon (Myanmar), H Sultanah Bahiyah (Malaysia), Aso Clinic (Japan)

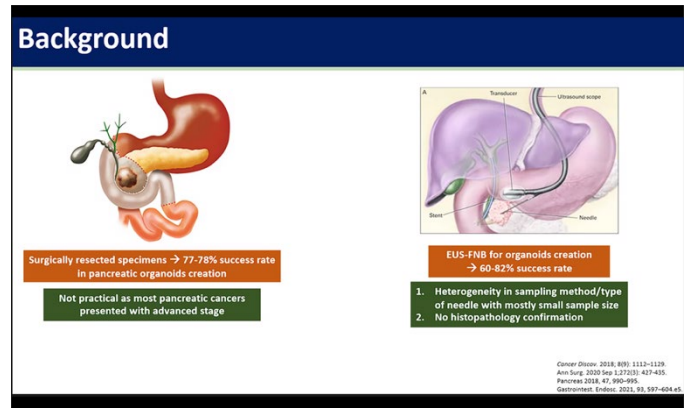
【 Comments 】

The 12th EUS-Asia teleconference was held. The video presentations regarding EUS-FNA, EUS-HGS, and EUS-guided organoid creation were performed from Fudan University Zhongshan Hospital, Kyushu University, and Chulalongkorn University. All of them were high-quality research. We had a hot discussion about the current status and future perspective of various EUS procedures.



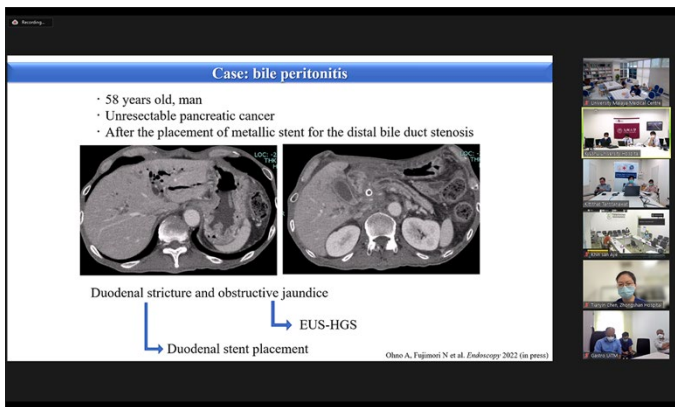
Monitor shows connected sites.

Picture taken at: Kyushu University Hospital



A presentation slide displayed on screen.

Picture taken at: Kyushu University Hospital



A presentation slide displayed on screen.

Picture taken at: Kyushu University Hospital



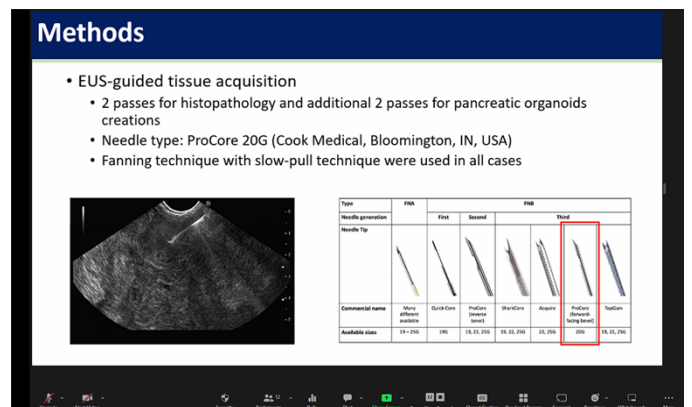
Dr. Minoda makes a comment.

Picture taken at: Kyushu University Hospital



Teleconference view at Kyushu University Hospital.

Picture taken at: Kyushu University Hospital



A presentation slide displayed on screen.

Picture taken at: Kyushu University Hospital