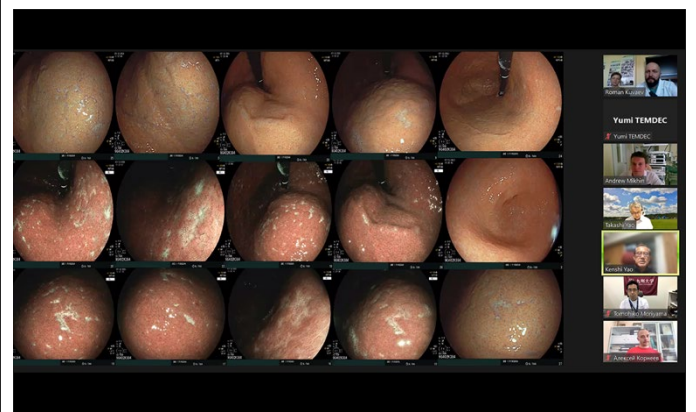
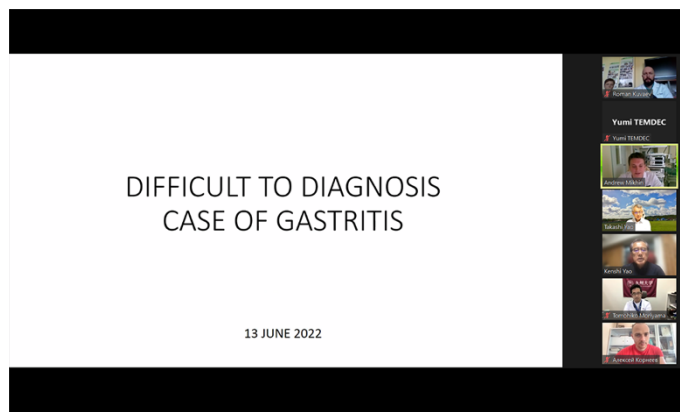


【 Connecting institutions 】

【 Comments 】

Kyushu University Hospital (Japan), Yaroslavl Regional Cancer Hospital (Russian Federation), Simferopol Expert Endoscopy Center (Ukraine), City Clinical Hospital No. 1 named after N. I. Pirogov (Russian Federation), Fukuoka University Chikushi Hospital (Japan), Osaka International Cancer Institute (Japan), Juntendo University (Japan), Kindai University (Japan), Ashiya Central Hospital (Japan)

The 15th Endoscopy Teleconference with Russia was focused on the practical issues of endoscopic and morphological diagnosis of chronic gastritis. Two clinical cases of patients with chronic gastritis and associated lesions were presented. Endoscopic findings and histological characteristics were discussed with all participants and faculty experts. Interesting questions were asked by presenters, and important recommendations were given by the experts.

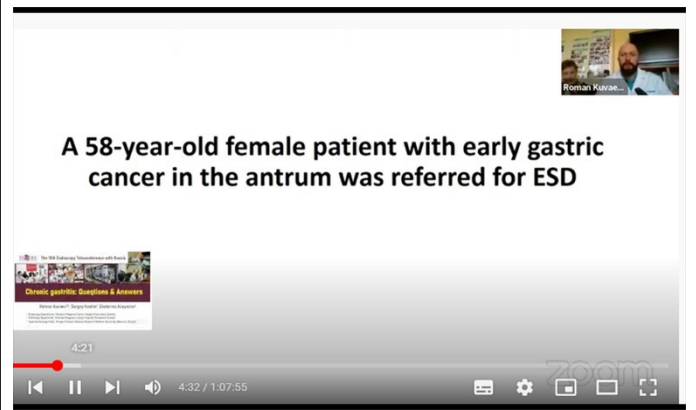


A presentation slide displayed on screen.

Picture taken at: Kyushu University Hospital

A presentation slide displayed on screen.

Picture taken at: Kyushu University Hospital



A presentation slide displayed on screen.

Picture taken at: Kyushu University Hospital

A presentation slide displayed on screen.

Picture taken at: Kyushu University Hospital



A presentation slide displayed on screen.

Picture taken at: Kyushu University Hospital

Discussion using annotation function.

Picture taken at: Kyushu University Hospital