

TELEMEDICINE ACTIVITY SUMMARIES
IN CIPTO MANGUNKUSUMO NATIONAL GENERAL HOSPITAL
JAKARTA - INDONESIA

Rabbinu Rangga Pribadi

Division of Gastroenterology

Department of Internal Medicine

Cipto Mangunkusumo National General Hospital

Faculty of Medicine Universitas Indonesia

HIGHLIGHTS

Indonesian Endoscopy Case Teleconference

Survey of Telemedicine

Consultation in Medical Service
and Education

HIGHLIGHTS

Indonesian Endoscopy Case Teleconference

Survey of Telemedicine

Consultation in Medical Service
and Education

INTRODUCTION

- Indonesia Endoscopy Case Teleconference → meeting of Indonesian gastroenterologist
- The purpose → to share knowledge of gastroenterology cases and endoscopy management among Indonesian and overseas gastroenterologist
- Indonesian Coordinator: Prof. Dadang Makmun, MD, PhD
- Supported by Prof. Shuji Shimizu, MD, PhD and TEMDEC Team

**EMBRYO
OF INDONESIAN ENDOSCOPY
CASE TELECONFERENCE**



The First Telemedicine in Cipto Mangunkusumo National General
Hospital
Faculty of Medicine Universitas Indonesia
AIG Session At APAN Meeting (August 12th, 2014)



Telemedicine Activity in APAN (Cipto Mangunkusumo Hospital/Faculty of Medicine Universitas Indonesia with Kyushu University)



TELEMEDICINE CONFERENCE (LIVE ENDOSCOPY) AT ASIA PACIFIC DIGESTIVE WEEK NOVEMBER 22ND – 25TH 2014 BALI, INDONESIA

Telemedicine Experience



1ST INDONESIAN ENDOSCOPY CASE TELECONFERENCE (OCTOBER 5TH, 2016)

- Host: Division of Gastroenterology, Department of Internal Medicine Cipto Mangunkusumo Hospital / FM-UI
- Live Demonstration of Digestive Endoscopy → ERCP of Papilla Vater tumor and Colon Polypectomy

INDONESIAN ENDOSCOPY TELEMEDICINE EVENTS

- 2nd Indonesian Endoscopy Case Teleconference (10/11/2016) hosted by Universitas Brawijaya, Malang
- 3rd Indonesian Endoscopy Case Teleconference (22/12/2016) hosted by Universitas Airlangga, Surabaya
- 4th Indonesian Endoscopy Case Teleconference (19/01/2017) hosted by Universitas Hasanuddin, Makassar
- 5th Indonesian Endoscopy Case Teleconference (23/03/2017) hosted by Universitas Padjadjaran, Bandung
- 6th Indonesian Endoscopy Case Teleconference (27/04/2017) hosted by Universitas Diponegoro, Semarang
- 7th Indonesian Endoscopy Case Teleconference (30/5/2017) hosted by Universitas Gadjah Mada, Yogyakarta
 - 8th Indonesian Endoscopy Case Teleconference (13/7/2017) hosted by Universitas Indonesia, Jakarta
 - 9th Indonesian Endoscopy Case Teleconference (25/10/2017) hosted by Universitas Udayana, Bali
- 10th Indonesian Endoscopy Case Teleconference (9/11/2017) hosted by Universitas Indonesia, Jakarta
- 11th Indonesian Endoscopy Case Teleconference (21/12/2017) hosted by Universitas Sebelas Maret, Solo
 - 12th Indonesian Endoscopy Case Teleconference (7/2/2018) hosted by Universitas Indonesia, Jakarta
- 13th Indonesian Endoscopy Case Teleconference (22/3/2018) hosted by Universitas Padjadjaran, Bandung
- 14th Indonesian Endoscopy Case Teleconference (16/5/2018) hosted by Universitas Hasanuddin, Makassar



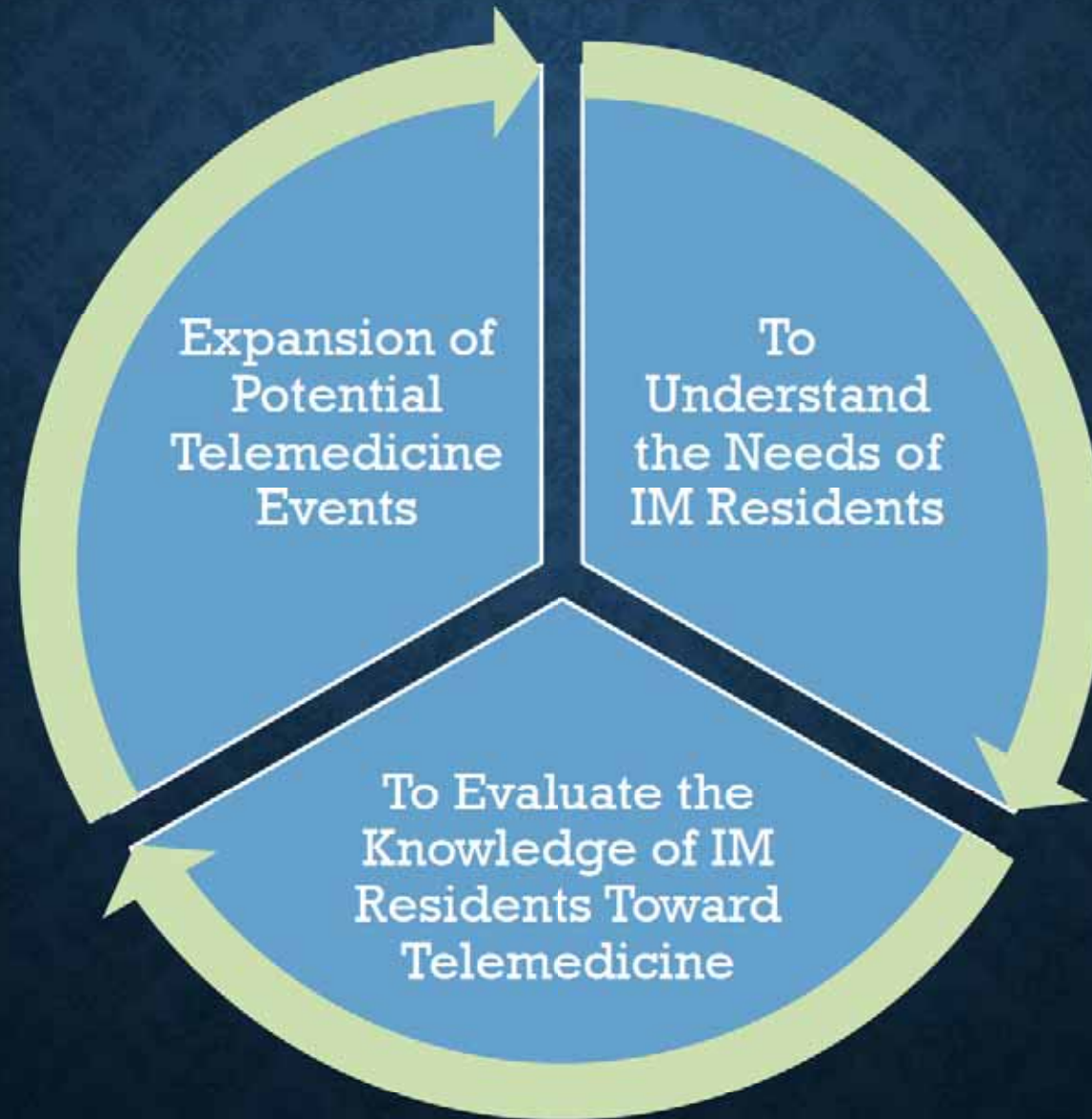
HIGHLIGHTS

Indonesian Endoscopy Case Teleconference

Survey of Telemedicine

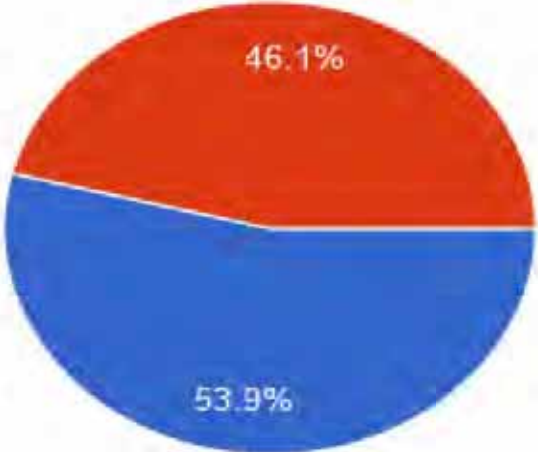
Consultation in Medical Service
and Education

SURVEY OF INTERNAL MEDICINE RESIDENTS



SURVEY

Gender

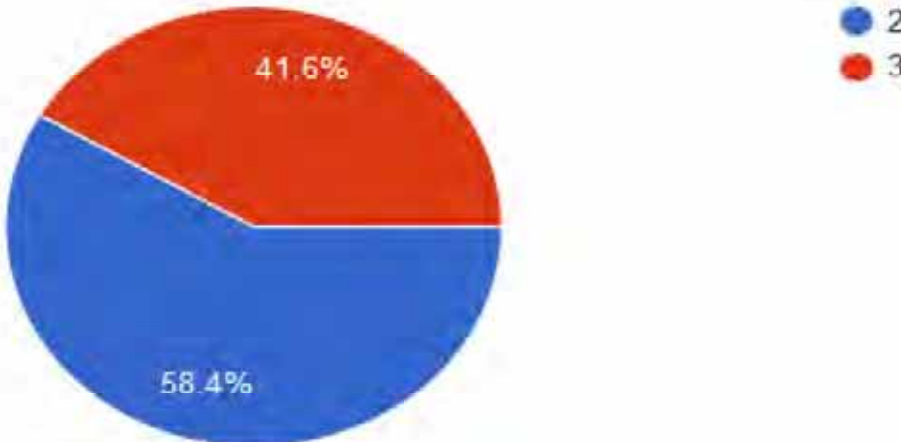


Male
Female

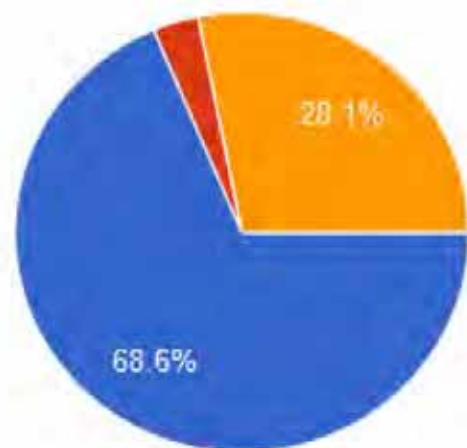
Age 26-40 years old

SURVEY

Level of Residency



Have you been in gastroenterology division?



Yes

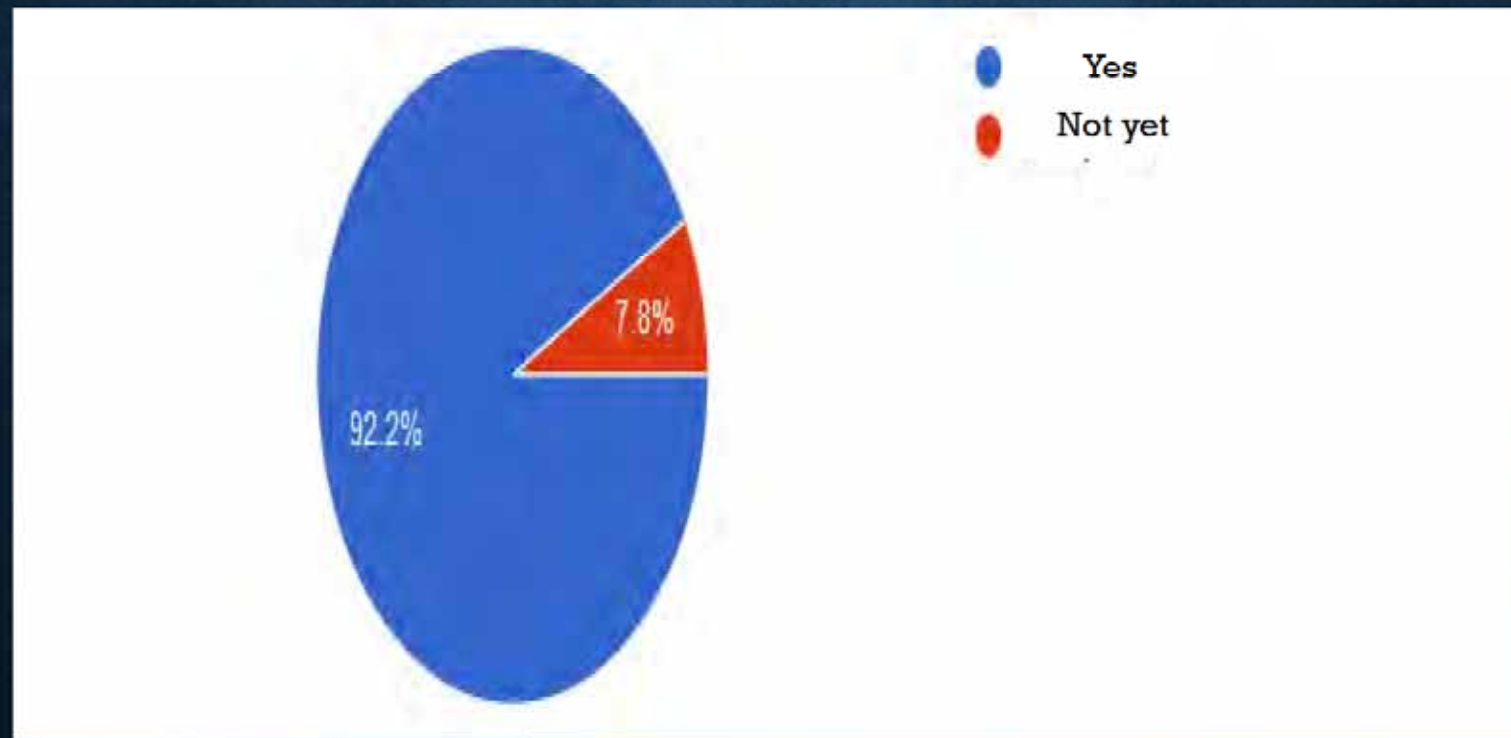


Currently

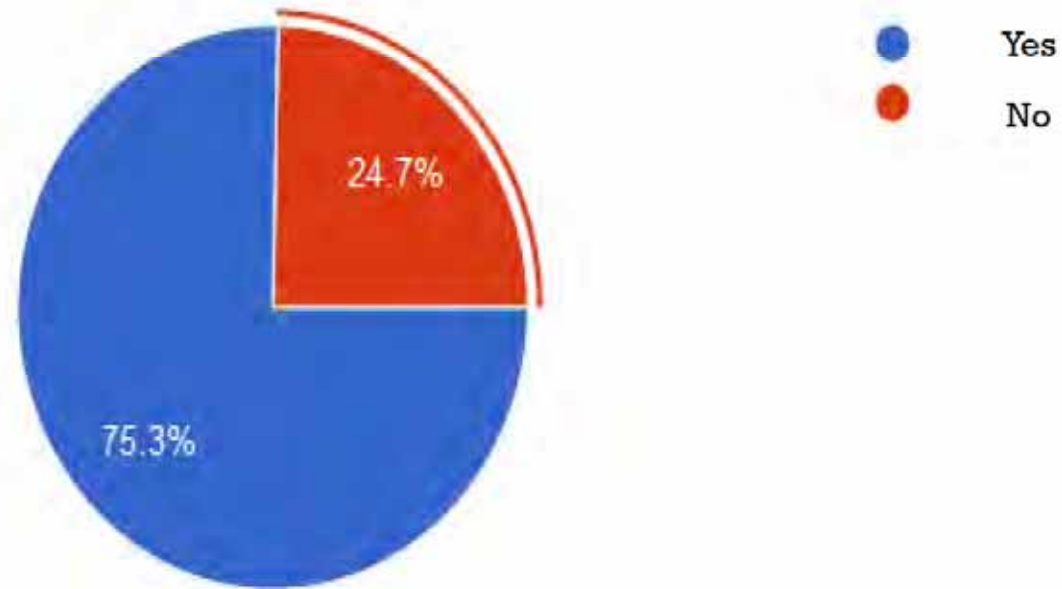


Not yet

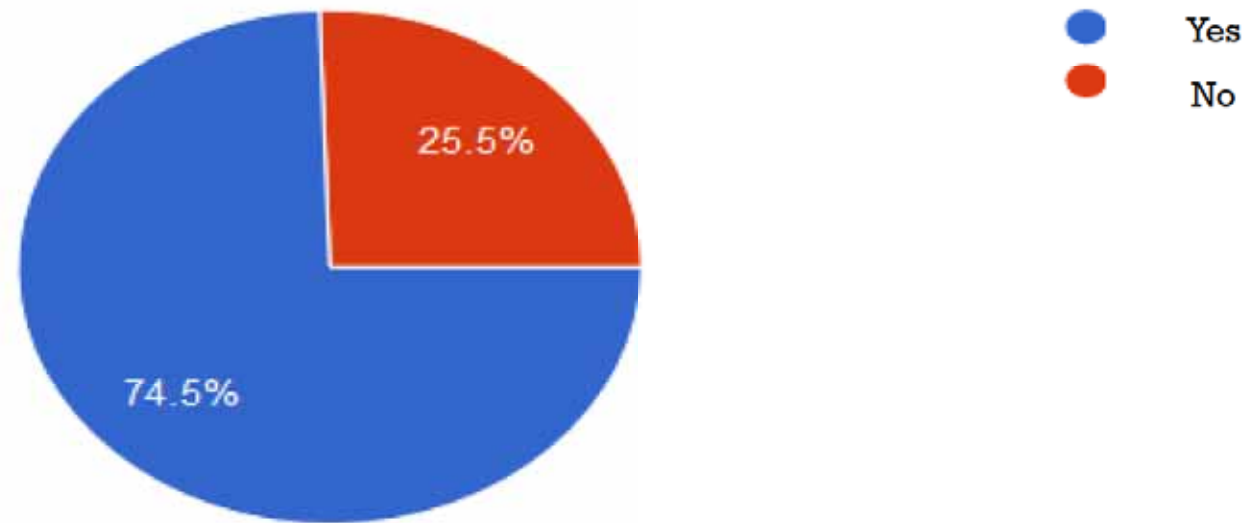
HAVE YOU EVER HEARD ABOUT TELEMEDICINE?



Have you ever heard about Indonesian Endoscopy Case
Teleconference?



Do you quite often encounter the case in Indonesian Endoscopy Case Teleconference in daily practice?



WHAT IS THE BENEFIT OF IECT FOR INTERNAL MEDICINE RESIDENTS?

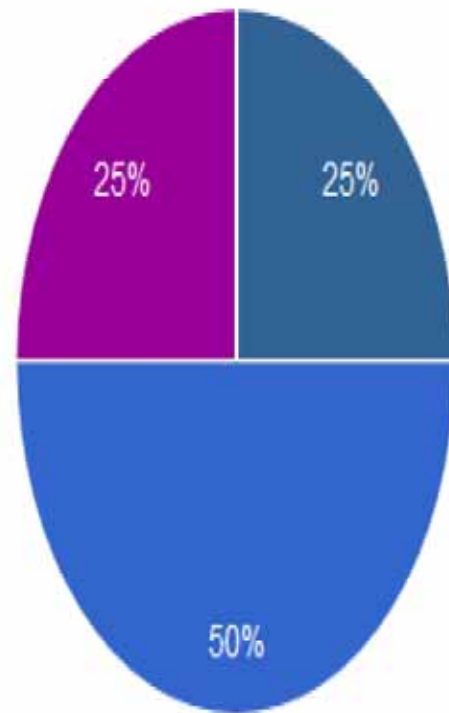
- Increase knowledge of internal medicine residents (94.5%)
- Increase clinical expertise for daily practice (47.6%)
- Fully aware of other countries experience (0.1%)

COMMENTS AND SUGGESTIONS

- Improvement of audiovisual
- Case coverage should be broader especially for internal medicine residents and general internists
- Have its own home page specifically for Indonesian Endoscopy Case Teleconference

**PRELIMINARY SURVEY
FOR INDONESIAN GASTROENTEROLOGIST**

4 responses



- Cipto Mangunkusumo National Gen...
- Fatmawati Hospital, South Jakarta
- Persahabatan Hospital, East Jakarta
- Hasan Sadikin General Hospital / Un...
- Kariadi General Hospital / Universita...
- Sardjito General Hospital / Universit...
- Saiful Anwar General Hospital / Univ...
- Moewardi General Hospital / Univers...

DO YOU AGREE THAT IECT IS VERY BENEFICIAL?

Apakah saudara setuju bahwa kegiatan IECT bermanfaat?

4 responses

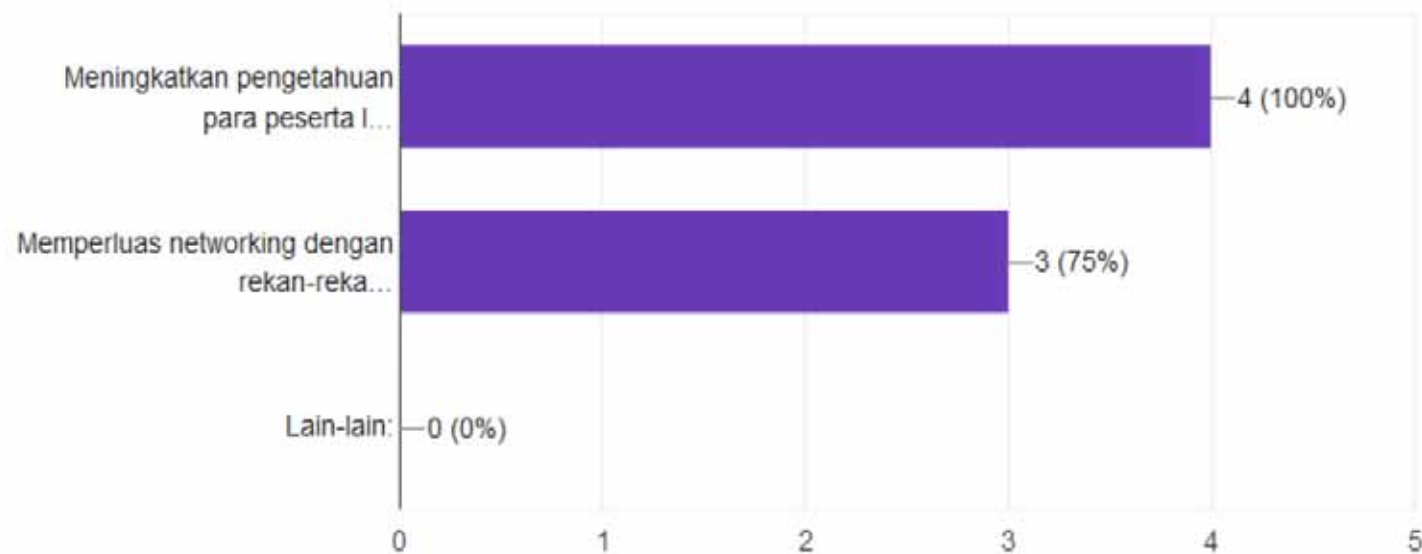


- Sangat setuju
- Setuju
- Tidak setuju
- Sangat tidak setuju

WHAT ARE THE BENEFITS OF IECT?

Apa saja manfaat kegiatan IECT ?

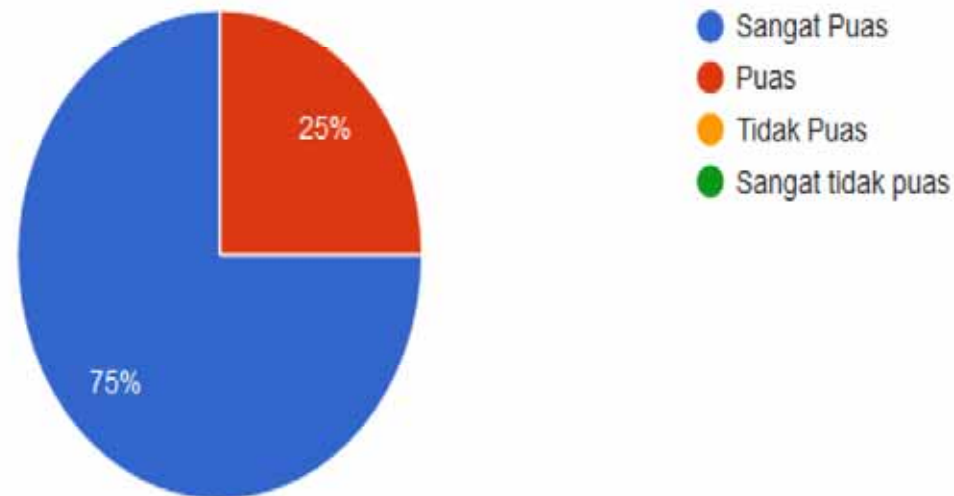
4 responses



ARE YOU SATISFIED WITH THE IECT EVENT?

Apakah Saudara merasa puas dengan kegiatan Indonesian Endoscopy Case Teleconference?

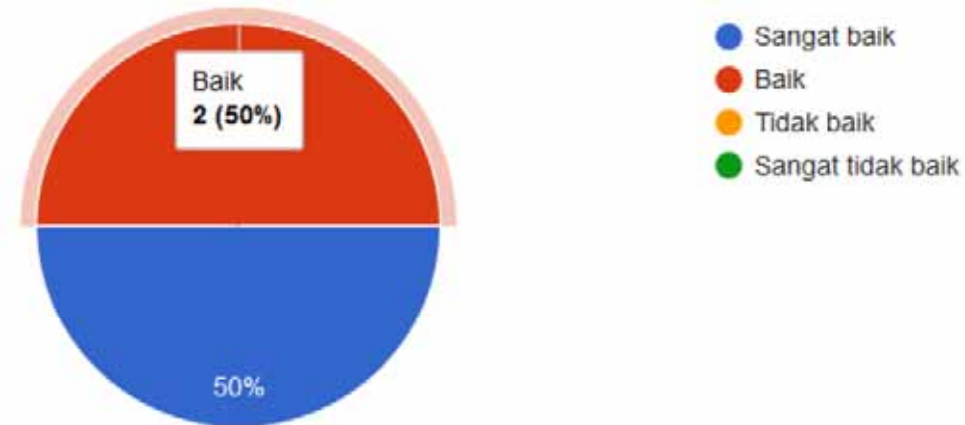
4 responses



HOW IS THE QUALITY OF THE VISUAL OF IECT?

Bagaimana kualitas gambar yang ditampilkan pada Indonesian Endoscopy Case Teleconference yang pernah Saudara ikuti?

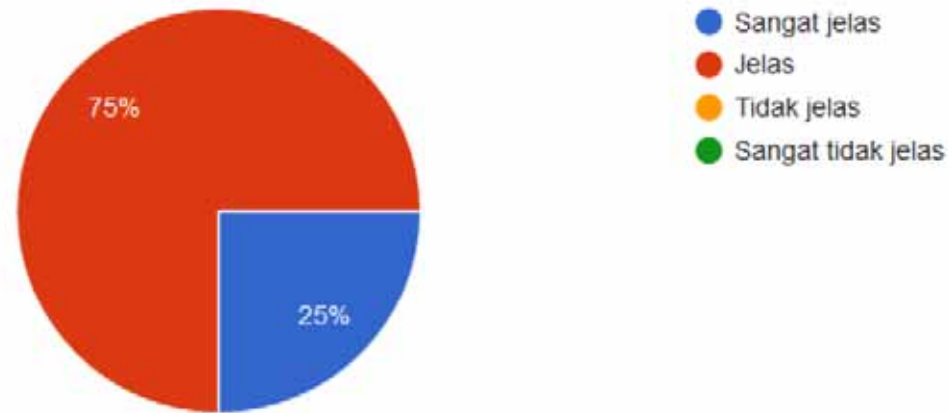
4 responses



HOW IS THE QUALITY OF AUDIO IN IECT?

Bagaimana kualitas audio pada kegiatan Indonesian Endoscopy Case Teleconference yang pernah Saudara ikuti?

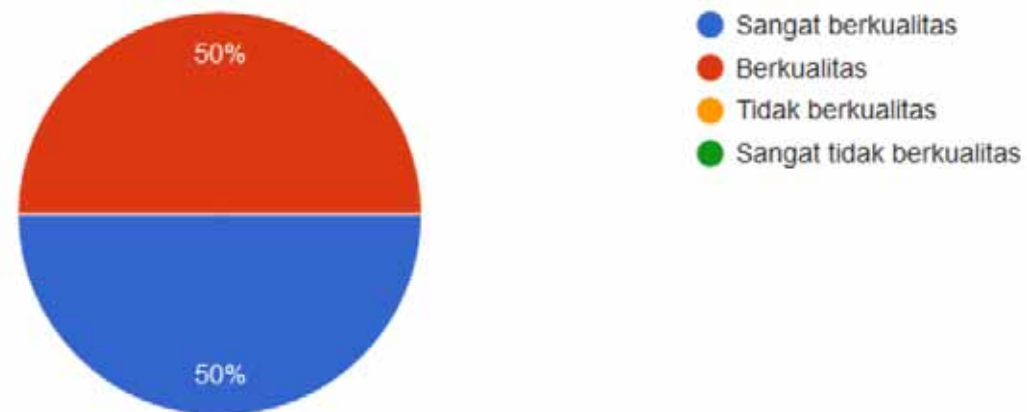
4 responses



HOW IS THE QUALITY OF THE CASES IN IECT?

Bagaimana kualitas materi/kasus yang didiskusikan pada Indonesian Endoscopy Case Teleconference yang pernah Saudara ikuti?

4 responses



PLEASE WRITE FEEDBACK AND SUGGESTIONS FOR IECT

Mohon untuk menuliskan umpan balik atau saran mengenai Indonesian Endoscopy Case Teleconference demi kemajuan kegiatan ini ke depannya

4 responses

Diselenggarakan live demo kembali

Ada live demo

1. Waktu teleconference kalo bisa lebih awal dari yg selama ini berjalan
2. Acara IECT dipimpin oleh gurubesar

Diambil kasus sehari hari yg banyak ditemui dan bisa dikerjakan

HIGHLIGHTS

Indonesian Endoscopy Case Teleconference

Survey of Telemedicine

Consultation in Medical Service
and Education

CONSULTATION IN MEDICAL SERVICE AND EDUCATION

- Incorporated in daily practice
- To teach medical students, residents
- To do medical service optimally

CASE EXAMPLE

- A 47 year old female came to ER with chief complaint of worsening right upper quadrant pain from 3 days ago.
- She had jaundice from 2 weeks before
- On physical examination → jaundice
- Laboratory:

CBC: 12/36/4990/229000

Total/direct/indirect bilirubin: 10/9.5/0.5

AST/ALT: 118/262

Albumin/globulin: 3.6/2.9

Ureum/creatinine: 15/0.6

Non reactive HbsAg and anti HCV

Good evening dr Abbi.
I am the attending
resident at ER. I would
like to consult one
patient with jaundice.
Total/direct/indirect
bilirubin 10/9.5/0.5
We don't have data of
imaging yet.
Is there any further
instructions?

Right away, dr Abbi

Okay. Could you
perform bedside
ultrasound just to
make sure whether
it is an obstructive
or parenchymal
jaundice?

Okay. Please report soon



- The Ultrasound showed stone in GB, common bile duct and intrahepatic bile duct dilatation.
- Instruction → ERCP

TAKE HOME MESSAGES

- IECT → meeting for gastroenterologist → very beneficial
- IECT needs continuous improvement
- Survey for IM residents and preliminary survey for Indonesian gastroenterologist → showed that telemedicine and IECT is already widely recognized and beneficial
- Incorporation of telemedicine activity into our daily practice can improve patient's management and learning process of IM residents

Thank you