
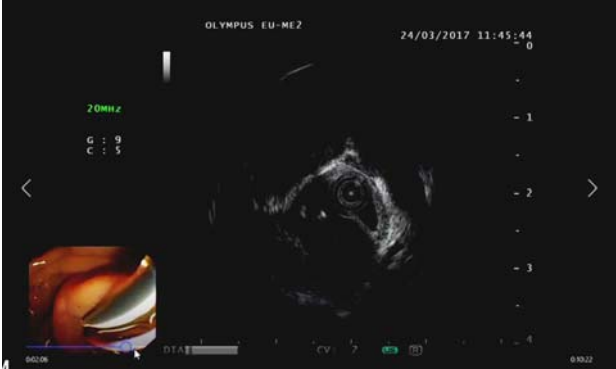




<p>【Event】 The 8th Indonesian Endoscopy Case Teleconference</p>	<p>【Comments】 Division of Gastroenterology, Department of Internal Medicine, Cipto Mangunkusumo Hospital, Faculty of Medicine Universitas Indonesia was the host of this 8th event. We learned much regarding the role of endoscopic ultrasound (EUS) as diagnostic modality for Mirizzi Syndrome (1st case) and utility of EUS fine needle aspiration (FNA) for pancreatic head mass (2nd case). The audiovisual was smooth. The discussion also went very interesting. Thank you TEMDEC.</p>
<p>【Date】 2017.07.13</p>	
<p>【 Venue 】 University of Indonesia (Indonesia), Padjadjaran University (Indonesia), Diponegoro University (Indonesia), Gadjah Mada University (Indonesia), Udayana University (Indonesia), Sebelas Maret University Dr. Moewardi Hospital (Indonesia), Brawijaya University (Indonesia), Fatmawati Hospital (Indonesia), Kyushu University Hospital (Japan)</p>	
	
<p>Teleconference view at Diponegoro University.</p>	<p>A doctor makes a comment.</p>
<p>Picture taken at: Diponegoro University</p>	<p>Picture taken at: Kyushu University Hospital</p>
	
<p>A presented movie of endosonography.</p>	<p>A presented slide of CT.</p>
<p>Picture taken at: Kyushu University Hospital</p>	<p>Picture taken at: Kyushu University Hospital</p>
	
<p>Dr. Aso makes a comment from Japan.</p>	<p>Teleconference view at Fatmawati Hospital.</p>
<p>Picture taken at: Kyushu University Hospital</p>	<p>Picture taken at: Fatmawati Hospital</p>