

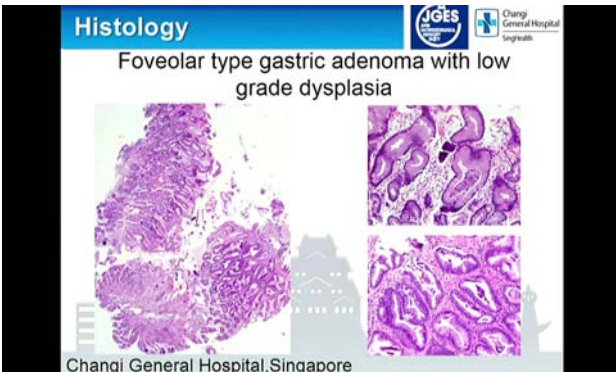
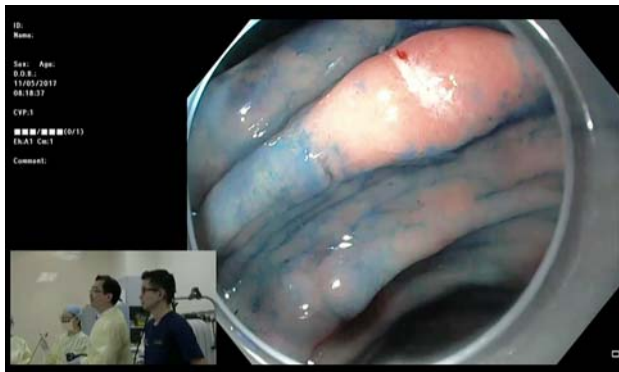




<p>【Event】 The 93rd Congress of the Japan Gastroenterological Endoscopy Society Live Endoscopy Session 1 GI</p>	<p>【Comments】 In this international live demo session, diagnostic and therapeutic procedures for early gastric cancer and colon neoplasia were broadcasted from the Osaka International Cancer Institute. From the Chinese University of Hong Kong, POEM procedure was delivered; and from Changi General Hospital in Singapore, IEE diagnosis and EMR of gastric adenoma was presented.</p>
<p>【Date】 2017.05.11</p>	
<p>【Venue】 Osaka International Convention Center (Japan), Osaka International Cancer Institute (Japan), Chinese University of Hong Kong Prince of Wales Hospital (Hong Kong), Changi General Hospital (Singapore)</p>	
	
<p>Dr. Suzuki (lt.) and Dr. Toyonaga (rt.) as the chairs at the venue.</p>	<p>Dr. Ang (rt.) operates at Changi General Hospital.</p>
<p>Picture taken at: Osaka International Convention Center</p>	<p>Picture taken at: Changi General Hospital</p>
	
<p>A presented slide of pathological image.</p>	<p>A live movie of endoscopic surgery.</p>
<p>Picture taken at: Kyushu University Hospital</p>	<p>Picture taken at: Kyushu University Hospital</p>
	
<p>Dr. Uedo (ctr.), operator from Osaka International Cancer Institute.</p>	<p>Engineers support the connection at the backstage.</p>
<p>Picture taken at: Osaka International Cancer Institute</p>	<p>Picture taken at: Osaka International Convention Center</p>