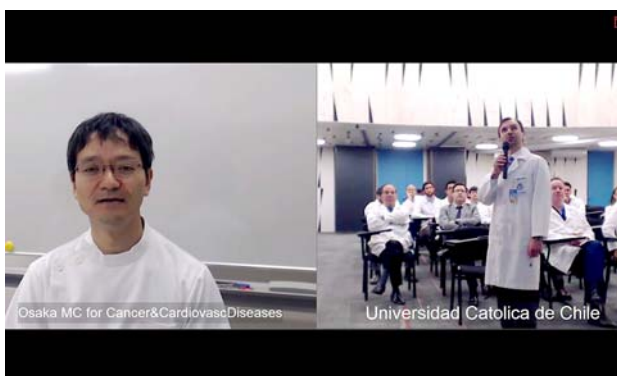


#739 Remote Lecture for Chile from Osaka International Cancer Institute

2017.04.11

<p>【Event】 Remote Lecture for Chile from Osaka International Cancer Institute</p>	<p>【Comments】 In order to improve early gastric cancer diagnosis is important for Chilean doctors to learn how to prepare the stomach and look for the entire gastric mucosa. Dr. Noriya Uedo offered outstanding lecture about quality upper GI endoscopy. Dr. Uedo taught us key points in order not to overlook early gastric cancer. Telemedicine is invaluable tool to learn from experts who are far away from our countries.</p>
<p>【Date】 2017.04.11</p>	
<p>【Venue】 Osaka International Cancer Institute (Japan), Universidad Catolica de Chile (Chile)</p>	



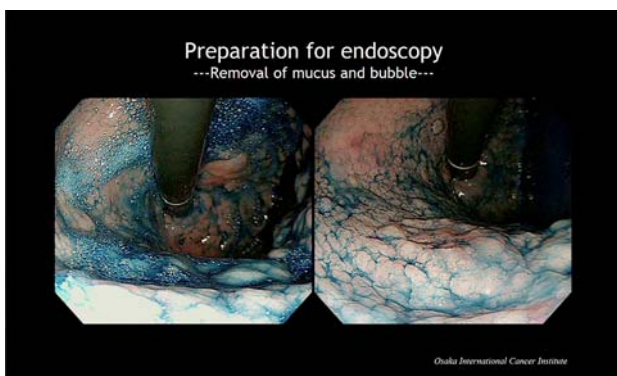
Monitor shows the connected sites.

Picture taken at: Kyushu University Hospital



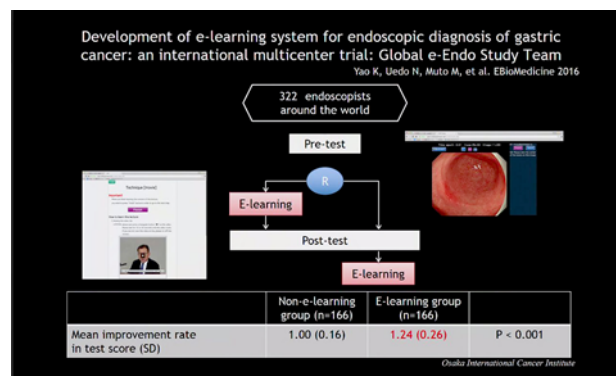
Teleconference view at Osaka International Cancer Institute.

Picture taken at: Osaka International Cancer Institute



A presented endoscopic image.

Picture taken at: Kyushu University Hospital



A presented slide.

Picture taken at: Kyushu University Hospital



Teleconference view at Universidad Catolica de Chile.

Picture taken at: Universidad Catolica de Chile



A participant (ctr.) makes a comment.

Picture taken at: Universidad Catolica de Chile