

<p>【Event】 Training Report of Medical Education Technology with Thailand</p>	<p>【Comments】 Two students visited Kyushu University Hospital from Medical Educational Technology Center, Siriraj Hospital, Mahidol University for training. They have some skills regarding illustration, photograph, video and sculpture especially in medical fields. They showed their artworks which were requested from surgeons, and reported their experiences of telemedicine and handling resected specimens at operation room to their teachers.</p>
<p>【Date】 2017.03.31</p>	
<p>【Venue】 Kyushu University Hospital (Japan), Mahidol University Siriraj Hospital (Thailand)</p>	

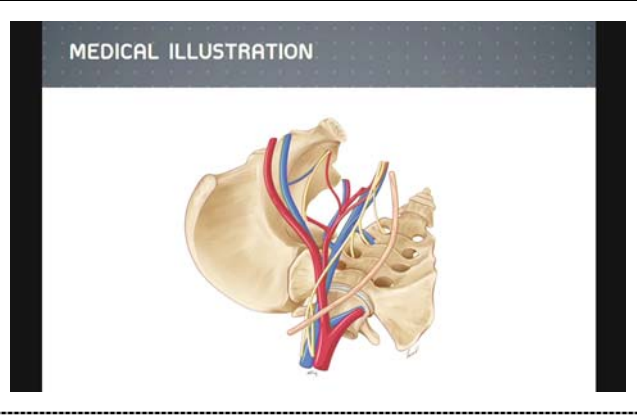



Surgeons also attend the teleconference.

The chairman and teachers of trainer's center attend.

Picture taken at: Kyushu University Hospital

Picture taken at: Kyushu University Hospital

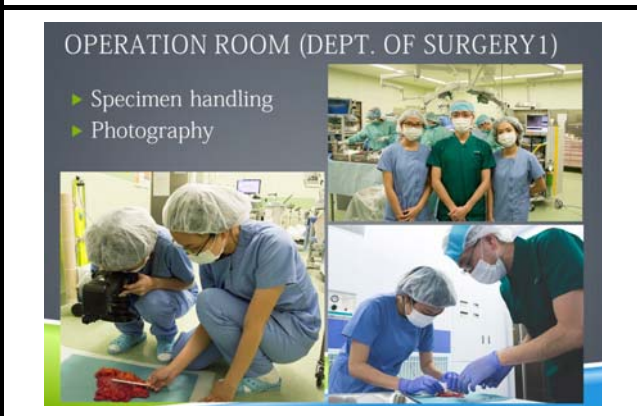


Screenshot of a movie for adequate mic control.

One of their artworks of medical illustration.

Picture taken at: Kyushu University Hospital

Picture taken at: Kyushu University Hospital



A slide, which shows training at the operation room.

Ms. Sutinar (lt.) and Ms. Tinna (rt.) make a presentation.

Picture taken at: Kyushu University Hospital

Picture taken at: Kyushu University Hospital