


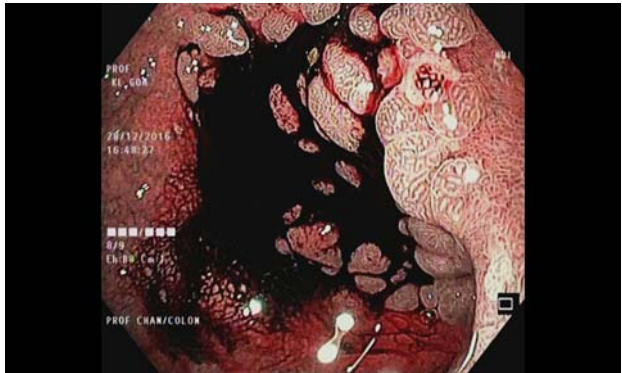




#712 The 43rd APAN Meeting - Endoscopy
(The 14th Endoscopy Club E-conference)

2017.02.14

<p>【Event】 The 43rd APAN Meeting - Endoscopy (The 14th Endoscopy Club E-conference)</p>	<p>【Comments】 Endoscopy teleconference (ECE) session of the 43rd APAN meeting was carried out successfully on 14th of February 2017. Seven centers participated in the meeting. Three case presentations were made and the topics discussed were GVHD-induced esophageal stricture, duodenal gastric heterotopia, anomalous pancreatobiliary junction with choledochal cyst and solitary rectal ulcer syndrome. Fruitful discussions were made and no major technical problem encountered.</p>
<p>【Date】 2017.02.14</p>	
<p>【Venue】 India Habitat Centre (India), Chulalongkorn University (Thailand), Universiti Sains Malaysia(USM) (Malaysia), Islamic Science University of Malaysia(USIM) (Malaysia), Cho Ray Hospital (Vietnam), Kyushu University Hospital (Japan), University of Malaya (Malaysia)</p>	
	
<p>Dr. Aso, a moderator makes a comment.</p>	<p>Monitor shows 7 sites.</p>
<p>Picture taken at: India Habitat Centre</p>	<p>Picture taken at: Kyushu University Hospital</p>
	
<p>A presented slide.</p>	<p>A presented endoscopic movie.</p>
<p>Picture taken at: Kyushu University Hospital</p>	<p>Picture taken at: Kyushu University Hospital</p>
	
<p>Mr. Zahir, a chief engineer of this session.</p>	<p>Teleconference view at Universiti Sains Malaysia.</p>
<p>Picture taken at: India Habitat Centre</p>	<p>Picture taken at: Universiti Sains Malaysia</p>